

**LETHBRIDGE COUNTY
IN THE PROVINCE OF ALBERTA**

BYLAW 21-021

**BEING A BYLAW INTRODUCED FOR THE PURPOSE
OF ESTABLISHING A UTILITY RATE BYLAW**

WHEREAS Lethbridge County deems it expedient to set and review, on an annual basis utility rate fees of the County, and

WHEREAS in accordance with the Municipal Government Act, Chapter M-26 RSA 2000 and amendments thereto, the County for a municipality may set fees for goods and services provided;

NOW THEREFORE the Council of Lethbridge County, in the Province of Alberta, duly assembled enacts and adopts the Utility Rates, attached to and forming Schedule "A" and Schedule "B" of this Bylaw and;

THAT this Bylaw shall come into force and effect January 1, 2022 and;

THIS Bylaw shall hereby rescind previous Bylaw 21-001.

GIVEN first reading this 16th day of December 2021.




Reeve




Chief Administrative Officer

GIVEN second reading this 16th day of December, 2021.




Reeve




Chief Administrative Officer

GIVEN third reading this 16th day of December, 2021.



Reeve



Chief Administrative Officer

SCHEDULE "A"

UTILITIES

The charges below apply to both water and wastewater.

1. **Billing Process**

All utility bills will be sent to the property owners. Owners shall ensure meters are read and readings reported to the County Utilities Clerk. Meters which have not had readings reported for a period of 3 months will be read by Lethbridge County and a service charge of \$50.00 will be added to the subsequent billing.

2. **Utility System Accounts**

Overdue accounts are subject to a penalty of 1.5% per month on outstanding amounts. Accounts which are greater than 60 days overdue will have services disconnected. Accounts which are greater than 90 days overdue will have the outstanding balances transferred to the Tax Roll.

3. **Connection Fees**

- a. Re-connection – If service is disconnected because of an overdue account, the owner must pay the re-connection fee and the outstanding balances before service is restored. Re-connection will be during regular working hours only and within 24 hours of notification of payment.
- b. With the exception of new utility customers in the RAVE Industrial Park, all new utility customers will be charged a \$100.00 connection fee.
- c. Temporary Water Shut Off - once water service is turned back on a reconnection fee will apply. Re-connection will be during regular working hours only and within 24 hours of notification of payment.
- d. All new utility customers in the RAVE Industrial Park will be charged the following connection fees as applicable: Water - \$43,400 per hectare of site area (includes half of the area of the adjacent local or collector road) plus the cost of all meter connection fees as per Section 3. b. Sewer - \$39,300 per hectare of site area (includes half of the area of the adjacent local or collector road).

4. **Fees**

- a. Reconnect for non-payment or temporary water shut off - \$100.00
- b. Disconnecting old water service connection at water main for abandonment – \$3,500 – plus labour, material and equipment charge plus G.S.T.
- d. Disconnecting old wastewater service for abandonment - \$1,500 plus labor, material and equipment charge plus G.S.T.
- e. Manual Meter Readings - \$50.00

5. **Meter Repair Charge**

- a. \$65.00 for meters 25mm (1 inch) or smaller and materials at cost.
- b. \$75.00 for meters over 25mm (1 inch) and materials at cost.

6. Meter Test Charge

- a. Up to 40mm - \$50.00
- b. 50 – 80mm - \$100.00
- c. Over 80 mm - \$150.00

7. Water Charge (Monthly Billing)

- a. Residential Service - \$43.37 per month base charge plus \$1.62 per cubic meter.
- b. County of Lethbridge Rural Water Association Distribution System - \$0.87 per cubic meter
- c. North County System - \$0.91 per cubic meter
- d. Rave Industrial Park - \$159.27 per month for base water charge - \$1.62 per m³ consumption charge.
- e. Broxburn Industrial Park
 Potable/Treated Water: \$8.07/m³ + \$14.47m³/monthly flat fee
 Raw Water: \$2.11/m³ + \$77.93/monthly flat fee
 Wastewater: \$132.36/monthly flat fee
- f. Commercial Users – Meter size greater than 200 mm (8 inches) - \$0.78 per cubic meter plus \$0.23 per cubic meter surcharge for capital replacement, operation and maintenance.
- g. Other Commercial Users - \$43.37 per month base charge plus \$1.62 per cubic meter.

8. Truck Fill Sales

- a. \$4.63m³
- b. Water key tags - \$25.00 per tag

9. Sewer Service Charge

	<u>Residential</u>	<u>Commercial</u>
a. Hamlets (Diamond City, Monarch, Shaughnessy, Turin)	\$27.04	\$52.45
b. Subdivision of Fairview	\$83.40	\$94.45
c. Rave Industrial Park		\$1.62m ³ of water consumption plus - \$93.91 per month base charge

Capital Recovery Surcharge - Sewer

	<u>Residential</u>	<u>Commercial</u>
d. Hamlet of Monarch – Debenture	\$ 37.17	\$ 37.17

Diamond City Water & Sewer

	<u>Residential</u>	<u>Commercial</u>
e. Pursuant to Bylaw 1284 Annual Levy	\$1,011.85	\$1,011.85

Stub-In Charges**Residential****Commercial**

f. Monarch – Existing stub-in	\$2,500.00	\$2,500.00
From January 2005 pay back	\$37.17/month	\$37.17/month

10. Hauled Wastewater – Residential Only

\$25.38 per axle (excluding the front steering axle)

11. Garbage Collection

- a. Street Side Pick-up - \$23.19/month/residence
- b. Rollaway Curbside Bin – replacement charge: \$110.00

12. Storm Water Drainage

Rave Subdivision - \$0.034 /sq.m. of property area

SCHEDULE “B”**RAVE Industrial Subdivision – Storm Water Improvement Levy**

Property	Storm Water Improvement Levy	Monthly Payment	Total Annual Payment	Start Date	End Date
Lot 3, Block 3, Plan 011773	\$11,989.75	\$69.29	\$831.45	March 1/2015	March 1/2035
Lot 4, Block 3, Plan 011773	\$10,356.68	\$59.85	\$718.20	March 1/2015	March 1/2035
Lot 1, Block 3, Plan 9312509	\$9,140.64	\$52.82	\$633.87	March 1/2015	March 1/2035
Lot 5, Block 2, Plan 9312509	\$4,971.52	\$28.73	\$344.76	March 1/2015	March 1/2035
Lot 4, Block 1, Plan 1113171	\$94,028.37	\$543.38	\$6,520.54	March 1/2015	March 1/2035
Lot 4, Block 1, Plan 1113171	\$80,663.23	\$466.14	\$5,593.71	March 1/2015	March 1/2035
Lot 2, Block 3, Plan 9312509	\$13,203.53	\$76.30	\$915.62	March 1/2015	March 1/2035
Lot 4, Block 2, Plan 9312509	\$16,549.90	\$95.64	\$1,147.68	March 1/2015	March 1/2035
Lot 6, Block 2, Plan 9312509	\$4,961.35	\$28.67	\$344.05	March 1/2015	March 1/2035
Lot 3, Block 2, Plan 9312509	\$18,248.51	\$105.46	\$1,265.47	March 1/2015	March 1/2035
Lot 3, Block 1, Plan 9312509	\$11,795.36	\$68.16	\$817.97	March 1/2015	March 1/2035
Lot 4, Block 1, Plan 9312509	\$13,516.58	\$78.11	\$937.33	March 1/2015	March 1/2035
Lot 1, Plan 8211420	\$13,448.77	\$77.72	\$932.63	March 1/2015	March 1/2035
Lot 7, Block 2, Plan 011773	\$9,668.42	\$55.87	\$670.47	March 1/2015	March 1/2035
Lot 9, Block 2, Plan 0614634	\$35,068.51	\$202.66	\$2,431.88	March 1/2015	March 1/2035
Lot 2, Block 1, Plan 8910227	\$31,384.23	\$181.37	\$2,176.39	March 1/2015	March 1/2035